




Student Name: _____

User Name: _____

Password: _____

Accelerated Reader (AR)

AR tests are a summer reading requirement for rising first graders.

Website Image	Explanation	Website	User Name/ Password
	This link will allow your child to take the AR tests.	https://hosted207.renlearn.com/77937/	Yes
	This link will allow you to check reading levels, point values and quiz numbers of books in your collection.	https://www.arbookfind.com/UserType.aspx	No
	This link will allow you to view your child's bookshelf (books in which they have been previously tested) and sign-up to receive an email notification each time your child takes an AR test.	https://hosted207.renlearn.com/77937/HomeConnect/Login.aspx	Yes

AR Testing Directions:

- Type the web address listed for Accelerated Reader (above) into your search engine or click [here](#).
- The opening page will prompt the student to select 'teacher' or 'student'. Select 'student'.
- Next, enter student's AR user name and password. This information was sent home at the end of the year; if you are unable to locate your child's username and password please email Keeli Osmer (kosmer@trinitywildcats.com).
- Then, choose the middle icon in orange entitled, 'Accelerated Reader', located on the left-hand side at the top of the page.
- Next, the student will be prompted to enter the quiz number assigned to the book in which they wish to test or they may choose to search for the book by typing the title or author's name. AR Book Finder located in this handout and your email makes this step less challenging.
- At the end of the search bar, select 'Search'.
- The selected title will appear and the student will need to choose 'take quiz'.
- Early reading books will often offer recorded voice, when testing. If recorded voice is offered and student selects 'on', the test questions and answers will be read aloud to them.
- Finally, select 'start quiz'.